



# MAMBA ROUND LOCATE MARKER POST + ACCESS POINT

## APPLICATION

Rounded HDPE marker post with tracer wire access point built in. Provides high visibility to buried utilities and access to a tracer wire system. Can locate to or from the marker post with ability to connect/disconnect ground from the built-in access point. High-grade pigment and UV stabilizing agents provide maximum protection against fading. Alerts excavators to buried pipes/cables and can be customized with utility brand, 811 logo, and Call Before You Dig logo.

### BUILT-IN TRACER WIRE ACCESS POINT

for 2-way tracer wire locating

### CUSTOMIZABLE GRAPHICS

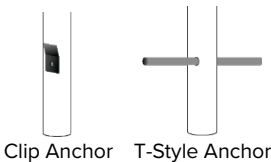
### TWIST TOP OR SECURITY SLEEVE



#### Twist Top

Industry standard Twist Top easily attaches to post.

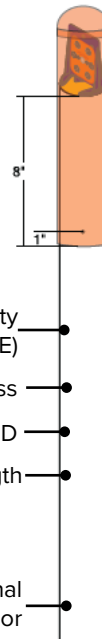
#### Optional Anchors:



Clip Anchor T-Style Anchor

#### Security Sleeve

Enhanced Security Sleeve deters vandalism and better ensures top is replaced after testing or locating.



High Density Polyethylene (HDPE)  
.10" wall thickness  
3.5" OD  
48" – 120" Length

Optional Anchor

## MAMBA-RND-L\*

### \*MULTIPLE OPTIONS

See page 2

## FEATURES AND BENEFITS

### Tracer Wire Access Point

- 6 terminals (5 tracer wire, 1 ground)
- Rotating switch opens and closes the ground connection to all tracer wires
- Colored hex nuts for wire identification

### Post/Sleeve

- 360-degree visibility
- WARNING message screen printed using outdoor durable inks for superior durability; up to 3 colors
- 2 anchor options provide extra stability
- Recyclable material
- UV stabilizing components to prevent fading
- Designed to easily attach to a U-Channel Support Post with a simple drive rivet

## OTHER OPTIONS



U-Channel Support Post



Mamba Round Cathodic, Twist Top



Mamba Round

### Standard Colors Follow APWA Uniform Color Code

	<b>ELECTRIC</b>
	<b>GAS</b>
	<b>COMMUNICATION</b>
	<b>POTABLE WATER</b>
	<b>SEWER</b>
	<b>PRE-MARKERS</b>



# Build Your Marker Post

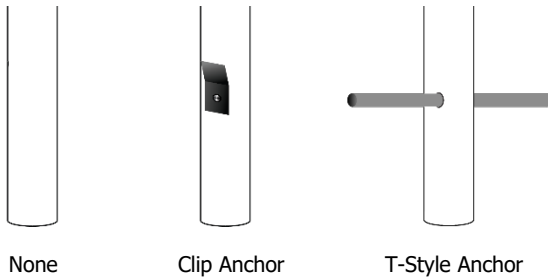
## Step 1: Choose Length

48" 60" 72" 84" 96" 120"

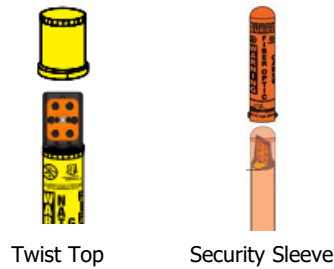
## Step 2: Choose Your POST Color (follows APWA Uniform Color Code)



## Step 3: Choose Anchor Style (optional)



## Step 4: Choose Cap Style



## Step 5: Choose a Standard Message or Submit Your Own Custom Artwork

For custom graphics/messages, submit your artwork to [info@copperheadwire.com](mailto:info@copperheadwire.com).



Sample Logos:

