



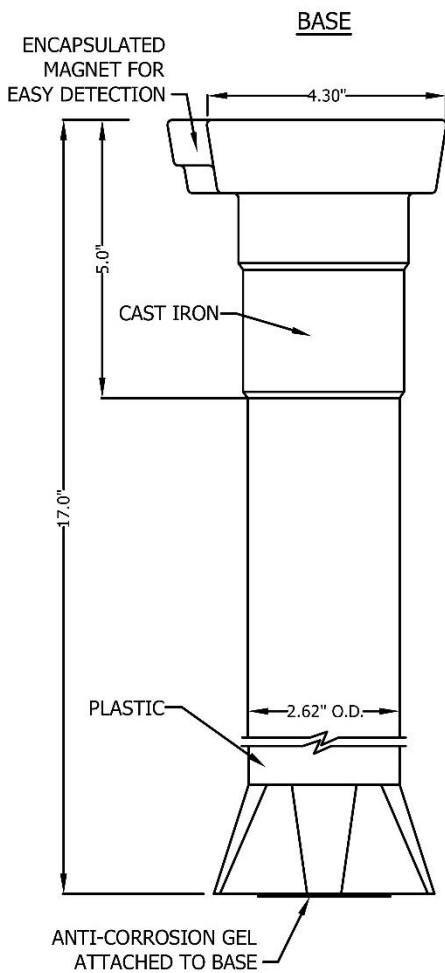
SNAKEPIT[®] ROADWAY

with Single-terminal Cast Iron Lid

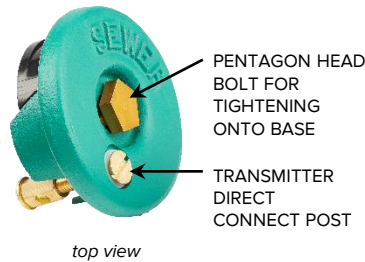
ACCESS POINT

APPLICATION


Use to terminate tracer wire systems and provide direct connection to tracer wire, at ground level, in roadway applications. No ground rod connection.



SNAKEPIT[®] SINGLE-TERMINAL CAST IRON LID



top view



bottom view



RB14*TP – SnakePit Roadway with Single-terminal Cast Iron Lid

(* denotes color)



FEATURES AND BENEFITS

- Direct connection to tracer wire from top of lid
- 5" cast iron collar withstands heavy traffic
- Cast iron lid
- Anti-corrosion gel protects wire
- Locking cover protects against tampering
- Encapsulated magnet allows for detection by a ferrous metal detector
- Lid color-coded to meet American Public Works (APWA) standards for utility identification

APWA UNIFORM COLOR CODE

	ELECTRIC
	GAS
	COMMUNICATION
	POTABLE WATER
	SEWER
	RECLAIMED WATER



SPECIFICATIONS

SCOPE

These specifications apply to the SnakePit® Roadway Access Point with the Single-terminal Cast Iron Lid.

MATERIAL AND DESIGN

Lid Material

- Cast iron
- Tensil 31,000 psi (ASTM A126 Class B)
- Temp range -150°- 450° F (ASTM A126 Class B)
- Hardware
 - pentagon head bolt - anodized aluminum
 - terminal - brass

Base Material

- High-grade ABS rigid plastic (ASTM D1788, Type 1)
- Cast iron collar

Detection

- Access point base designed with magnet securely attached to be easily detected by magnetic locators even when access point is covered by soil, sod and/or paving material

Security

- Locking mechanism secures lid to base in a closed position
- Notched bolt end prevents loss of locking mechanism
- Locking mechanism can only be removed with the proper pentagon wrench

Shape

- Tubular (cylindrical) construction with removable round lid
- Support flange at base

Wire Connections

- Direct connect post designed for utility locate transmitter positive lead
- Anti-corrosion gel supplied with lid must be applied to wire connections to protect connection points
- Access point designed for operational access to underground tracer wire systems

Lid Position

- Access point designed so that when installed, the collar will be flush with the surface and contain the lid so that it will not be in contact with the adjoining backfill or pavement
- The top surface of the access point lid is flush with the top of the base. The top of the bolt, when completely tightened, is flush with or below the lid surface.

QUALITY ASSURANCE

- Copperhead products are manufactured under a quality control system that ensures products are free of defects and meet performance requirements.
- Copperhead provides best-in-class customer service. We promise to put forth our best efforts for our customers and to treat everyone we encounter with courtesy and respect.

