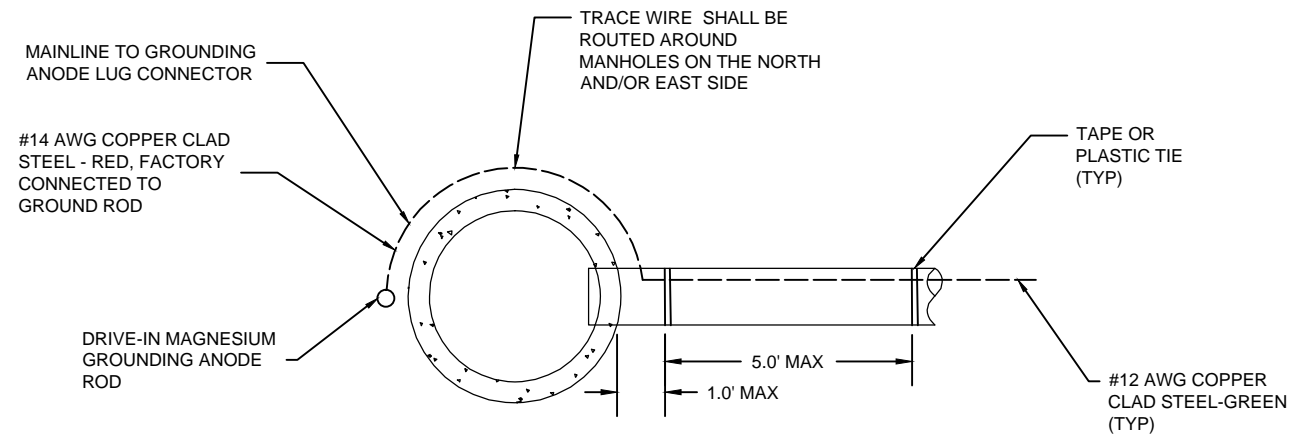
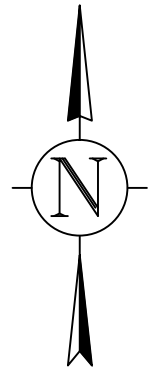


REVISIONS			
REV.	ECN NO.	DATE	APP'D
00		07/27/2016	

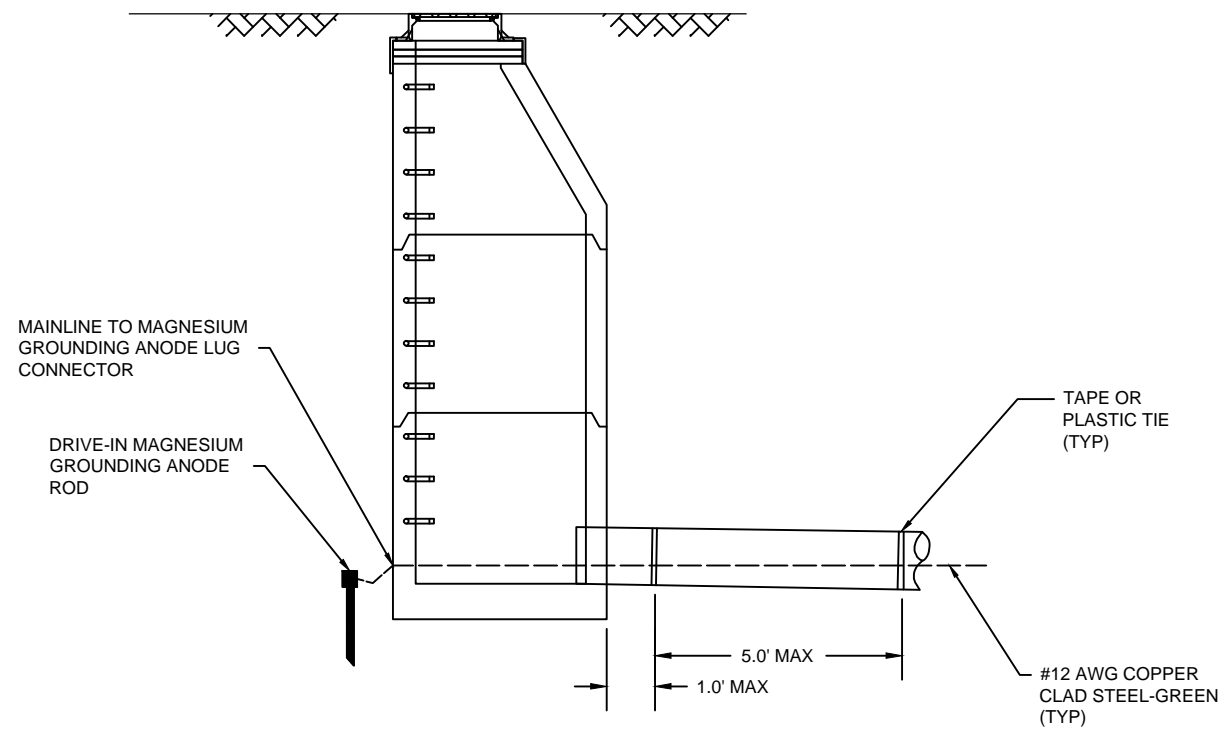
NOTES:

1. WIRE SHOWN AWAY FROM PIPE FOR CLARITY, WIRE SHALL BE INSTALLED ON THE BOTTOM SIDE OF THE PIPE BELOW THE SPRING LINE. THE WIRE SHALL BE FASTENED TO THE PIPE WITH TAPE OR PLASTIC TIES AT 5' INTERVALS.



SEWER MANHOLE - PLAN VIEW

NO SCALE



SEWER MANHOLE - SECTION VIEW

NO SCALE

DIMENSIONS IN INCHES		TITLE TRACE WIRE SEWER MANHOLE DETAIL						
TOLERANCES EXCEPT AS NOTED:								
FRACTIONS ± 1/32		DWN BY	DATE	PAGE	SCALE	SIZE	NUMBER	REV
X.XX ± 0.016		CAD	08-04-2016	1 OF 1	1:1	B	xx-xxx	00
X.XXX ± 0.005								
ANGLES ± 0°30'								