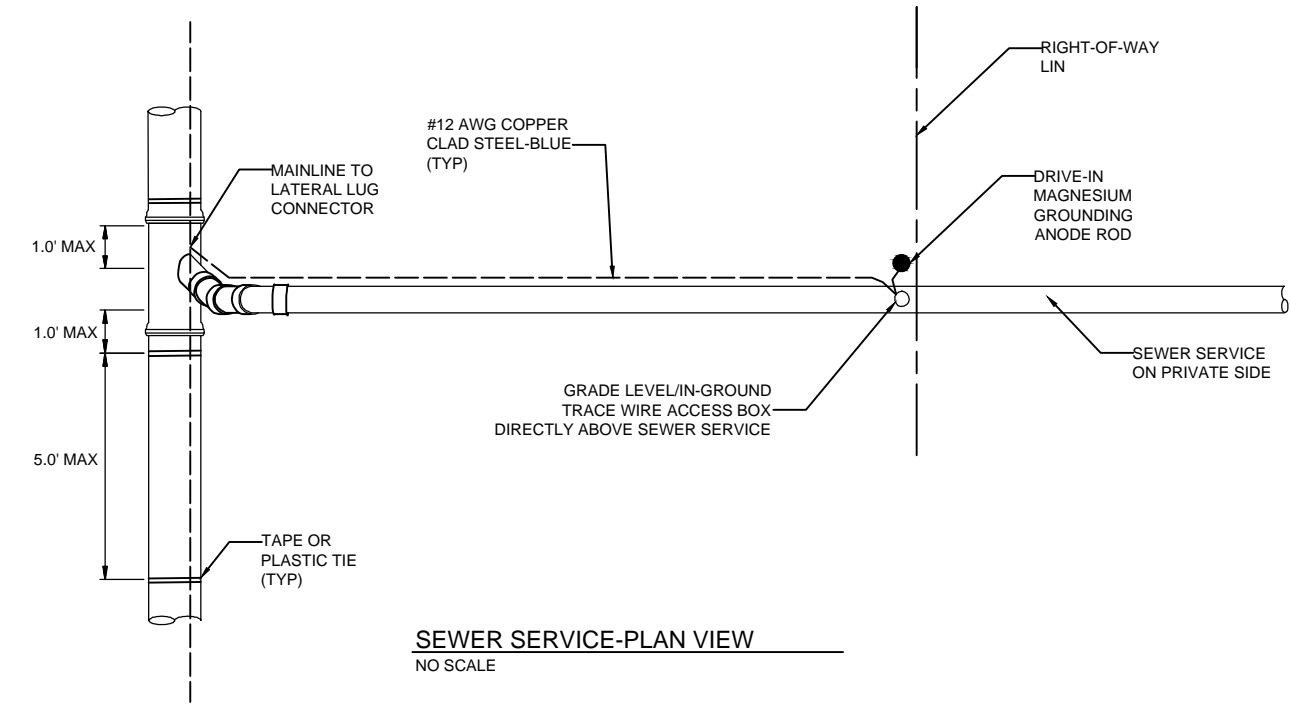
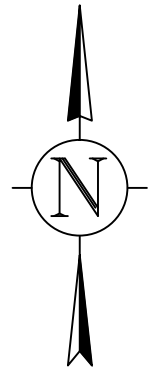


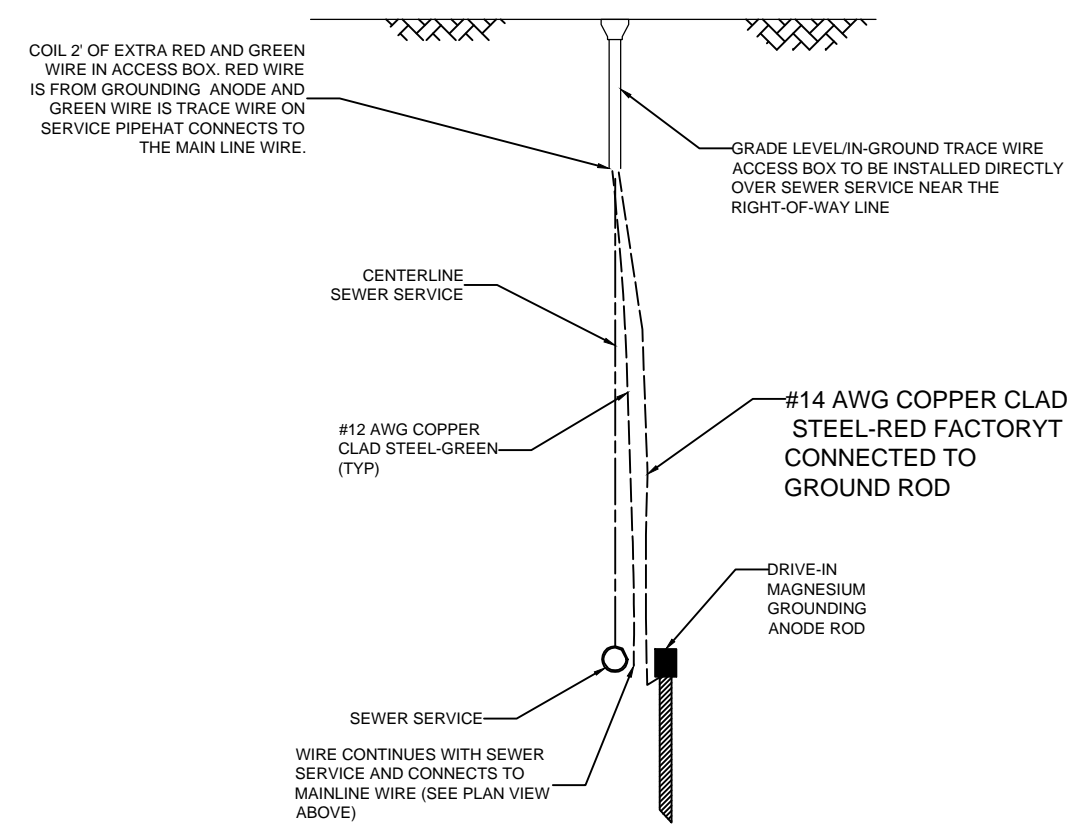
8 7 6 5 4 3 2 1

REVISIONS			
REV.	ECN NO.	DATE	APP'D
00		07/27/2016	

NOTES:
 1. WIRE SHOWN AWAY FROM PIPE FOR CLARITY, WIRE SHALL BE INSATLLED ON THE BOTTOM SIDE OF THE PIPE BELOW THE SPRING LINE. THE WIRE SHALL BE FASTENED TO THE PIPE WITH TAPE OR PLASTIC TIES AT 5' INTERVALS.



SEWER SERVICE-PLAN VIEW
NO SCALE



SEWER SERVICE-SECTION VIEW
NO SCALE

DIMENSIONS IN INCHES					
TOLERANCES EXCEPT AS NOTED:					
FRACTIONS ± 1/32					
X.XX ± 0.016					
X.XXX ± 0.005					
ANGLES ± 0°30'					
TITLE TRACE WIRE SEWER SERVICE DETAIL					
DWN BY CAD	DATE 08-04-2016	PAGE 1 OF 1	SCALE 1:1	SIZE B	NUMBER xx-xxx
					REV 00

8 7 6 5 4 3 2 1